

Table: ACSDP5Y2022.DP05


Demographic Characteristics			
American Community Survey 2018-2022	Nichols town, Tioga County, New York		
Label	Estimate	Percent	
SEX AND AGE			
Total population	2,604	2,604	
Male	1,328	51.0%	
Female	1,276	49.0%	
Sex ratio (males per 100 females)	104.1	(X)	
Under 5 years	72	2.8%	
5 to 9 years	180	6.9%	
10 to 14 years	160	6.1%	
15 to 19 years	188	7.2%	
20 to 24 years	164	6.3%	
25 to 34 years	363	13.9%	
35 to 44 years	281	10.8%	
45 to 54 years	341	13.1%	
55 to 59 years	169	6.5%	
60 to 64 years	171	6.6%	
65 to 74 years	199	7.6%	
75 to 84 years	238	9.1%	
85 years and over	78	3.0%	
Median age (years)	40.8	(X)	
Under 18 years	578	22.2%	
16 years and over	2,108	81.0%	
18 years and over	2,026	77.8%	
21 years and over	1,954	75.0%	
62 years and over	617	23.7%	
65 years and over	515	19.8%	
18 years and over	2,026	2,026	
Male	1,070	52.8%	
Female	956	47.2%	
Sex ratio (males per 100 females)	111.9	(X)	
65 years and over	515	515	
Male	287	55.7%	
Female	228	44.3%	
Sex ratio (males per 100 females)	125.9	(X)	
RACE			
Total population	2,604	2,604	
One race	2,558	98.2%	
Two or More Races	46	1.8%	

Table: ACSDP5Y2022.DP05


Demographic Characteristics			
American Community Survey 2018-2022	Nichols town, Tioga County, New York		
One race	2,558	98.2%	
White	2,558	98.2%	
Black or African American	0	0.0%	
American Indian and Alaska Native	0	0.0%	
Cherokee tribal grouping	0	0.0%	
Chippewa tribal grouping	0	0.0%	
Navajo tribal grouping	0	0.0%	
Sioux tribal grouping	0	0.0%	
Asian	0	0.0%	
Asian Indian	0	0.0%	
Chinese	0	0.0%	
Filipino	0	0.0%	
Japanese	0	0.0%	
Korean	0	0.0%	
Vietnamese	0	0.0%	
Other Asian	0	0.0%	
Native Hawaiian and Other Pacific Islander	0	0.0%	
Chamorro	0	0.0%	
Native Hawaiian	0	0.0%	
Samoan	0	0.0%	
Other Native Hawaiian and Other Pacific Islander	0	0.0%	
Some Other Race	0	0.0%	
Two or More Races	46	1.8%	
White and Black or African American	2	0.1%	
White and American Indian and Alaska Native	11	0.4%	
White and Asian	0	0.0%	
White and Some Other Race	33	1.3%	
Black or African American and American Indian and Alaska Native	0	0.0%	
Black or African American and Some Other Race	0	0.0%	
Race alone or in combination with one or more other races			
Total population	2,604	2,604	

Table: ACSDP5Y2022.DP05


Demographic Characteristics			
American Community Survey 2018-2022	Nichols town, Tioga County, New York		
White	2,604	100.0%	
Black or African American	2	0.1%	
American Indian and Alaska Native	11	0.4%	
Asian	0	0.0%	
Native Hawaiian and Other Pacific Islander	0	0.0%	
Some Other Race	33	1.3%	
HISPANIC OR LATINO AND RACE			
Total population	2,604	2,604	
Hispanic or Latino (of any race)	7	0.3%	
Mexican	0	0.0%	
Puerto Rican	0	0.0%	
Cuban	0	0.0%	
Other Hispanic or Latino	7	0.3%	
Not Hispanic or Latino	2,597	99.7%	
White alone	2,555	98.1%	
Black or African American alone	0	0.0%	
American Indian and Alaska Native alone	0	0.0%	
Asian alone	0	0.0%	
Native Hawaiian and Other Pacific Islander alone	0	0.0%	
Some Other Race alone	0	0.0%	
Two or More Races	42	1.6%	
Two races including Some Other Race	29	1.1%	
Two races excluding Some Other Race, and three or more races	13	0.5%	
Total housing units	1,113	(X)	
CITIZEN, VOTING AGE POPULATION			
Citizen, 18 and over population	1,995	1,995	
Male	1,052	52.7%	
Female	943	47.3%	

Table: ACSDP5Y2022.DP03


Selected Economic Characteristics			
American Community Survey 2018-2022	Nichols town, Tioga County, New York		
Label	Estimate	Percent	
EMPLOYMENT STATUS			
Population 16 years and over	2,108	2,108	
In labor force	1,309	62.1%	
Civilian labor force	1,309	62.1%	
Employed	1,284	60.9%	
Unemployed	25	1.2%	
Armed Forces	0	0.0%	
Not in labor force	799	37.9%	
Civilian labor force	1,309	1,309	
Unemployment Rate	(X)	1.9%	
Females 16 years and over	982	982	
In labor force	580	59.1%	
Civilian labor force	580	59.1%	
Employed	558	56.8%	
Own children of the householder under 6 years	92	92	
All parents in family in labor force	59	64.1%	
Own children of the householder 6 to 17 years	467	467	
All parents in family in labor force	385	82.4%	
COMMUTING TO WORK			
Workers 16 years and over	1,271	1,271	
Car, truck, or van -- drove alone	1,017	80.0%	
Car, truck, or van -- carpooled	139	10.9%	
Public transportation (excluding taxicab)	0	0.0%	
Walked	33	2.6%	
Other means	19	1.5%	
Worked from home	63	5.0%	
Mean travel time to work (minutes)	23.4	(X)	
OCCUPATION			
Civilian employed population 16 years and over	1,284	1,284	
Management, business, science, and arts occupations	360	28.0%	
Service occupations	201	15.7%	

Table: ACSDP5Y2022.DP03


Selected Economic Characteristics			
American Community Survey 2018-2022	Nichols town, Tioga County, New York		
Sales and office occupations	212		16.5%
Natural resources, construction, and maintenance occupations	182		14.2%
Production, transportation, and material moving occupations	329		25.6%
INDUSTRY			
Civilian employed population 16 years and over	1,284		1,284
Agriculture, forestry, fishing and hunting, and mining	54		4.2%
Construction	130		10.1%
Manufacturing	194		15.1%
Wholesale trade	30		2.3%
Retail trade	174		13.6%
Transportation and warehousing, and utilities	62		4.8%
Information	5		0.4%
Finance and insurance, and real estate and rental and leasing	55		4.3%
Professional, scientific, and management, and administrative and waste management services	110		8.6%
Educational services, and health care and social assistance	293		22.8%
Arts, entertainment, and recreation, and accommodation and food services	92		7.2%
Other services, except public administration	75		5.8%
Public administration	10		0.8%
CLASS OF WORKER			
Civilian employed population 16 years and over	1,284		1,284
Private wage and salary workers	1,007		78.4%

Table: ACSDP5Y2022.DP03

Selected Economic Characteristics		United States [®] Census Bureau
American Community Survey 2018-2022	Nichols town, Tioga County, New York	
Government workers	166	12.9%
Self-employed in own not incorporated business workers	111	8.6%
Unpaid family workers	0	0.0%
INCOME AND BENEFITS (IN 2022 INFLATION-ADJUSTED DOLLARS)		
Total households	1,020	1,020
Less than \$10,000	8	0.8%
\$10,000 to \$14,999	26	2.5%
\$15,000 to \$24,999	75	7.4%
\$25,000 to \$34,999	49	4.8%
\$35,000 to \$49,999	193	18.9%
\$50,000 to \$74,999	200	19.6%
\$75,000 to \$99,999	135	13.2%
\$100,000 to \$149,999	218	21.4%
\$150,000 to \$199,999	56	5.5%
\$200,000 or more	60	5.9%
Median household income (dollars)	70,833	(X)
Mean household income (dollars)	87,113	(X)
With earnings	743	72.8%
Mean earnings (dollars)	88,855	(X)
With Social Security	378	37.1%
Mean Social Security income (dollars)	24,228	(X)
With retirement income	310	30.4%
Mean retirement income (dollars)	27,522	(X)
With Supplemental Security Income	80	7.8%
Mean Supplemental Security Income (dollars)	13,273	(X)
With cash public assistance income	10	1.0%
Mean cash public assistance income (dollars)	2,980	(X)
With Food Stamp/SNAP benefits in the past 12 months	112	11.0%

Table: ACSDP5Y2022.DP03


Selected Economic Characteristics			
American Community Survey 2018-2022	Nichols town, Tioga County, New York		
Families	748		748
Less than \$10,000	3		0.4%
\$10,000 to \$14,999	6		0.8%
\$15,000 to \$24,999	18		2.4%
\$25,000 to \$34,999	26		3.5%
\$35,000 to \$49,999	106		14.2%
\$50,000 to \$74,999	178		23.8%
\$75,000 to \$99,999	97		13.0%
\$100,000 to \$149,999	204		27.3%
\$150,000 to \$199,999	50		6.7%
\$200,000 or more	60		8.0%
Median family income (dollars)	80,556		(X)
Mean family income (dollars)	100,462		(X)
Per capita income (dollars)	33,699		(X)
Nonfamily households	272		272
Median nonfamily income (dollars)	45,750		(X)
Mean nonfamily income (dollars)	47,590		(X)
Median earnings for workers (dollars)	41,222		(X)
Median earnings for male full-time, year-round workers (dollars)	49,764		(X)
Median earnings for female full-time, year-round workers (dollars)	44,904		(X)
HEALTH INSURANCE COVERAGE			
Civilian noninstitutionalized population	2,604		2,604
With health insurance coverage	2,528		97.1%
With private health insurance	1,833		70.4%
With public coverage	1,132		43.5%
No health insurance coverage	76		2.9%
Civilian noninstitutionalized population under 19 years	595		595

Table: ACSDP5Y2022.DP03

Selected Economic Characteristics		United States® Census Bureau
American Community Survey 2018-2022	Nichols town, Tioga County, New York	
No health insurance coverage	15	2.5%
Civilian noninstitutionalized population 19 to 64 years	1,494	1,494
In labor force:	1,208	1,208
Employed:	1,183	1,183
With health insurance coverage	1,132	95.7%
With private health insurance	936	79.1%
With public coverage	249	21.0%
No health insurance coverage	51	4.3%
Unemployed:	25	25
With health insurance coverage	19	76.0%
With private health insurance	9	36.0%
With public coverage	10	40.0%
No health insurance coverage	6	24.0%
Not in labor force:	286	286
With health insurance coverage	282	98.6%
With private health insurance	148	51.7%
With public coverage	167	58.4%
No health insurance coverage	4	1.4%
PERCENTAGE OF FAMILIES AND PEOPLE WHOSE INCOME IN THE PAST 12 MONTHS IS BELOW THE POVERTY LEVEL		
All families	(X)	2.5%
With related children of the householder under 18 years	(X)	5.5%
With related children of the householder under 5 years only	(X)	33.3%
Married couple families	(X)	1.0%

Table: ACSDP5Y2022.DP03

Selected Economic Characteristics		United States [®] Census Bureau
American Community Survey 2018-2022	Nichols town, Tioga County, New York	
With related children of the householder under 18 years	(X)	2.7%
With related children of the householder under 5 years only	(X)	60.0%
Families with female householder, no spouse present	(X)	12.7%
With related children of the householder under 18 years	(X)	18.2%
With related children of the householder under 5 years only	(X)	0.0%
All people	(X)	4.8%
Under 18 years	(X)	6.2%
Related children of the householder under 18 years	(X)	6.2%
Related children of the householder under 5 years	(X)	19.4%
Related children of the householder 5 to 17 years	(X)	4.3%
18 years and over	(X)	4.4%
18 to 64 years	(X)	4.4%
65 years and over	(X)	4.5%
People in families	(X)	3.2%
Unrelated individuals 15 years and over	(X)	15.1%

Table: ACSDP5Y2022.DP04

Selected Housing Characteristics		United States [®] Census Bureau
American Community Survey 2018-2022	Nichols town, Tioga County, New York	
Label	Estimate	Percent
HOUSING OCCUPANCY		
Total housing units	1,113	1,113
Occupied housing units	1,020	91.6%
Vacant housing units	93	8.4%
Homeowner vacancy rate	0.0	(X)
Rental vacancy rate	0.0	(X)
UNITS IN STRUCTURE		
Total housing units	1,113	1,113
1-unit, detached	854	76.7%
1-unit, attached	1	0.1%
2 units	30	2.7%
3 or 4 units	24	2.2%
5 to 9 units	10	0.9%
10 to 19 units	8	0.7%
20 or more units	0	0.0%
Mobile home	172	15.5%
Boat, RV, van, etc.	14	1.3%
YEAR STRUCTURE BUILT		
Total housing units	1,113	1,113
Built 2020 or later	12	1.1%
Built 2010 to 2019	49	4.4%
Built 2000 to 2009	182	16.4%
Built 1990 to 1999	108	9.7%
Built 1980 to 1989	5	0.4%
Built 1970 to 1979	110	9.9%
Built 1960 to 1969	85	7.6%
Built 1950 to 1959	154	13.8%
Built 1940 to 1949	57	5.1%
Built 1939 or earlier	351	31.5%
ROOMS		
Total housing units	1,113	1,113
1 room	34	3.1%
2 rooms	17	1.5%
3 rooms	28	2.5%
4 rooms	70	6.3%
5 rooms	297	26.7%
6 rooms	170	15.3%
7 rooms	127	11.4%
8 rooms	136	12.2%
9 rooms or more	234	21.0%

Table: ACSDP5Y2022.DP04

Selected Housing Characteristics		United States® Census Bureau
American Community Survey 2018-2022	Nichols town, Tioga County, New York	
Median rooms	6.2	(X)
BEDROOMS		
Total housing units	1,113	1,113
No bedroom	35	3.1%
1 bedroom	77	6.9%
2 bedrooms	208	18.7%
3 bedrooms	537	48.2%
4 bedrooms	202	18.1%
5 or more bedrooms	54	4.9%
HOUSING TENURE		
Occupied housing units	1,020	1,020
Owner-occupied	834	81.8%
Renter-occupied	186	18.2%
Average household size of owner-occupied unit	2.73	(X)
Average household size of renter-occupied unit	1.77	(X)
YEAR HOUSEHOLDER MOVED INTO UNIT		
Occupied housing units	1,020	1,020
Moved in 2021 or later	35	3.4%
Moved in 2018 to 2020	76	7.5%
Moved in 2010 to 2017	331	32.5%
Moved in 2000 to 2009	277	27.2%
Moved in 1990 to 1999	110	10.8%
Moved in 1989 and earlier	191	18.7%
VEHICLES AVAILABLE		
Occupied housing units	1,020	1,020
No vehicles available	85	8.3%
1 vehicle available	200	19.6%
2 vehicles available	388	38.0%
3 or more vehicles available	347	34.0%
HOUSE HEATING FUEL		
Occupied housing units	1,020	1,020
Utility gas	43	4.2%
Bottled, tank, or LP gas	271	26.6%
Electricity	47	4.6%
Fuel oil, kerosene, etc.	478	46.9%
Coal or coke	10	1.0%
Wood	128	12.5%
Solar energy	0	0.0%

Table: ACSDP5Y2022.DP04


Selected Housing Characteristics			
American Community Survey 2018-2022	Nichols town, Tioga County, New York		
Other fuel	39		3.8%
No fuel used	4		0.4%
SELECTED CHARACTERISTICS			
Occupied housing units	1,020		1,020
Lacking complete plumbing facilities	4		0.4%
Lacking complete kitchen facilities	0		0.0%
No telephone service available	0		0.0%
OCCUPANTS PER ROOM			
Occupied housing units	1,020		1,020
1.00 or less	1,013		99.3%
1.01 to 1.50	0		0.0%
1.51 or more	7		0.7%
VALUE			
Owner-occupied units	834		834
Less than \$50,000	88		10.6%
\$50,000 to \$99,999	191		22.9%
\$100,000 to \$149,999	175		21.0%
\$150,000 to \$199,999	120		14.4%
\$200,000 to \$299,999	212		25.4%
\$300,000 to \$499,999	41		4.9%
\$500,000 to \$999,999	0		0.0%
\$1,000,000 or more	7		0.8%
Median (dollars)	140,700		(X)
MORTGAGE STATUS			
Owner-occupied units	834		834
Housing units with a mortgage	331		39.7%
Housing units without a mortgage	503		60.3%
SELECTED MONTHLY OWNER COSTS (SMOC)			
Housing units with a mortgage	331		331
Less than \$500	0		0.0%
\$500 to \$999	83		25.1%
\$1,000 to \$1,499	112		33.8%
\$1,500 to \$1,999	87		26.3%
\$2,000 to \$2,499	20		6.0%
\$2,500 to \$2,999	19		5.7%

Table: ACSDP5Y2022.DP04

Selected Housing Characteristics		United States [®] Census Bureau
American Community Survey 2018-2022	Nichols town, Tioga County, New York	
\$3,000 or more	10	3.0%
Median (dollars)	1,403	(X)
Housing units without a mortgage	503	503
Less than \$250	25	5.0%
\$250 to \$399	172	34.2%
\$400 to \$599	154	30.6%
\$600 to \$799	79	15.7%
\$800 to \$999	35	7.0%
\$1,000 or more	38	7.6%
Median (dollars)	444	(X)
SELECTED MONTHLY OWNER COSTS AS A PERCENTAGE OF HOUSEHOLD INCOME (SMOCAPI)		
Housing units with a mortgage (excluding units where SMOCAPI cannot be computed)	331	331
Less than 20.0 percent	147	44.4%
20.0 to 24.9 percent	127	38.4%
25.0 to 29.9 percent	21	6.3%
30.0 to 34.9 percent	22	6.6%
35.0 percent or more	14	4.2%
Not computed	0	(X)
Housing unit without a mortgage (excluding units where SMOCAPI cannot be computed)	503	503
Less than 10.0 percent	275	54.7%
10.0 to 14.9 percent	116	23.1%
15.0 to 19.9 percent	25	5.0%
20.0 to 24.9 percent	34	6.8%
25.0 to 29.9 percent	7	1.4%
30.0 to 34.9 percent	3	0.6%
35.0 percent or more	43	8.5%
Not computed	0	(X)
GROSS RENT		
Occupied units paying rent	131	131
Less than \$500	13	9.9%
\$500 to \$999	48	36.6%

Table: ACSDP5Y2022.DP04


Selected Housing Characteristics			
American Community Survey 2018-2022	Nichols town, Tioga County, New York		
\$1,000 to \$1,499	65	49.6%	
\$1,500 to \$1,999	5	3.8%	
\$2,000 to \$2,499	0	0.0%	
\$2,500 to \$2,999	0	0.0%	
\$3,000 or more	0	0.0%	
Median (dollars)	1,025	(X)	
No rent paid	55	(X)	
GROSS RENT AS A PERCENTAGE OF HOUSEHOLD INCOME (GRAPI)			
Occupied units paying rent (excluding units where GRAPI cannot be computed)	131	131	
Less than 15.0 percent	16	12.2%	
15.0 to 19.9 percent	34	26.0%	
20.0 to 24.9 percent	32	24.4%	
25.0 to 29.9 percent	12	9.2%	
30.0 to 34.9 percent	2	1.5%	
35.0 percent or more	35	26.7%	
Not computed	55	(X)	

Table: ACSDP5Y2022.DP04

Selected Housing Characteristics		United States [®] Census Bureau
American Community Survey 2018-2022	Nichols town, Tioga County, New York	
Label	Estimate	Percent
HOUSING OCCUPANCY		
Total housing units	1,113	1,113
Occupied housing units	1,020	91.6%
Vacant housing units	93	8.4%
Homeowner vacancy rate	0.0	(X)
Rental vacancy rate	0.0	(X)
UNITS IN STRUCTURE		
Total housing units	1,113	1,113
1-unit, detached	854	76.7%
1-unit, attached	1	0.1%
2 units	30	2.7%
3 or 4 units	24	2.2%
5 to 9 units	10	0.9%
10 to 19 units	8	0.7%
20 or more units	0	0.0%
Mobile home	172	15.5%
Boat, RV, van, etc.	14	1.3%
YEAR STRUCTURE BUILT		
Total housing units	1,113	1,113
Built 2020 or later	12	1.1%
Built 2010 to 2019	49	4.4%
Built 2000 to 2009	182	16.4%
Built 1990 to 1999	108	9.7%
Built 1980 to 1989	5	0.4%
Built 1970 to 1979	110	9.9%
Built 1960 to 1969	85	7.6%
Built 1950 to 1959	154	13.8%
Built 1940 to 1949	57	5.1%
Built 1939 or earlier	351	31.5%
ROOMS		
Total housing units	1,113	1,113
1 room	34	3.1%
2 rooms	17	1.5%
3 rooms	28	2.5%
4 rooms	70	6.3%
5 rooms	297	26.7%
6 rooms	170	15.3%
7 rooms	127	11.4%
8 rooms	136	12.2%
9 rooms or more	234	21.0%

Table: ACSDP5Y2022.DP04

Selected Housing Characteristics		United States [®] Census Bureau
American Community Survey 2018-2022	Nichols town, Tioga County, New York	
Median rooms	6.2	(X)
BEDROOMS		
Total housing units	1,113	1,113
No bedroom	35	3.1%
1 bedroom	77	6.9%
2 bedrooms	208	18.7%
3 bedrooms	537	48.2%
4 bedrooms	202	18.1%
5 or more bedrooms	54	4.9%
HOUSING TENURE		
Occupied housing units	1,020	1,020
Owner-occupied	834	81.8%
Renter-occupied	186	18.2%
Average household size of owner-occupied unit	2.73	(X)
Average household size of renter-occupied unit	1.77	(X)
YEAR HOUSEHOLDER MOVED INTO UNIT		
Occupied housing units	1,020	1,020
Moved in 2021 or later	35	3.4%
Moved in 2018 to 2020	76	7.5%
Moved in 2010 to 2017	331	32.5%
Moved in 2000 to 2009	277	27.2%
Moved in 1990 to 1999	110	10.8%
Moved in 1989 and earlier	191	18.7%
VEHICLES AVAILABLE		
Occupied housing units	1,020	1,020
No vehicles available	85	8.3%
1 vehicle available	200	19.6%
2 vehicles available	388	38.0%
3 or more vehicles available	347	34.0%
HOUSE HEATING FUEL		
Occupied housing units	1,020	1,020
Utility gas	43	4.2%
Bottled, tank, or LP gas	271	26.6%
Electricity	47	4.6%
Fuel oil, kerosene, etc.	478	46.9%
Coal or coke	10	1.0%
Wood	128	12.5%
Solar energy	0	0.0%

Table: ACSDP5Y2022.DP04



Selected Housing Characteristics			
American Community Survey 2018-2022	Nichols town, Tioga County, New York		
Other fuel	39		3.8%
No fuel used	4		0.4%
SELECTED CHARACTERISTICS			
Occupied housing units	1,020		1,020
Lacking complete plumbing facilities	4		0.4%
Lacking complete kitchen facilities	0		0.0%
No telephone service available	0		0.0%
OCCUPANTS PER ROOM			
Occupied housing units	1,020		1,020
1.00 or less	1,013		99.3%
1.01 to 1.50	0		0.0%
1.51 or more	7		0.7%
VALUE			
Owner-occupied units	834		834
Less than \$50,000	88		10.6%
\$50,000 to \$99,999	191		22.9%
\$100,000 to \$149,999	175		21.0%
\$150,000 to \$199,999	120		14.4%
\$200,000 to \$299,999	212		25.4%
\$300,000 to \$499,999	41		4.9%
\$500,000 to \$999,999	0		0.0%
\$1,000,000 or more	7		0.8%
Median (dollars)	140,700		(X)
MORTGAGE STATUS			
Owner-occupied units	834		834
Housing units with a mortgage	331		39.7%
Housing units without a mortgage	503		60.3%
SELECTED MONTHLY OWNER COSTS (SMOC)			
Housing units with a mortgage	331		331
Less than \$500	0		0.0%
\$500 to \$999	83		25.1%
\$1,000 to \$1,499	112		33.8%
\$1,500 to \$1,999	87		26.3%
\$2,000 to \$2,499	20		6.0%
\$2,500 to \$2,999	19		5.7%

Table: ACSDP5Y2022.DP04

Selected Housing Characteristics		United States® Census Bureau
American Community Survey 2018-2022	Nichols town, Tioga County, New York	
\$3,000 or more	10	3.0%
Median (dollars)	1,403	(X)
Housing units without a mortgage	503	503
Less than \$250	25	5.0%
\$250 to \$399	172	34.2%
\$400 to \$599	154	30.6%
\$600 to \$799	79	15.7%
\$800 to \$999	35	7.0%
\$1,000 or more	38	7.6%
Median (dollars)	444	(X)
SELECTED MONTHLY OWNER COSTS AS A PERCENTAGE OF HOUSEHOLD INCOME (SMOCAPI)		
Housing units with a mortgage (excluding units where SMOCAPI cannot be computed)	331	331
Less than 20.0 percent	147	44.4%
20.0 to 24.9 percent	127	38.4%
25.0 to 29.9 percent	21	6.3%
30.0 to 34.9 percent	22	6.6%
35.0 percent or more	14	4.2%
Not computed	0	(X)
Housing unit without a mortgage (excluding units where SMOCAPI cannot be computed)	503	503
Less than 10.0 percent	275	54.7%
10.0 to 14.9 percent	116	23.1%
15.0 to 19.9 percent	25	5.0%
20.0 to 24.9 percent	34	6.8%
25.0 to 29.9 percent	7	1.4%
30.0 to 34.9 percent	3	0.6%
35.0 percent or more	43	8.5%
Not computed	0	(X)
GROSS RENT		
Occupied units paying rent	131	131
Less than \$500	13	9.9%
\$500 to \$999	48	36.6%

Table: ACSDP5Y2022.DP04

Selected Housing Characteristics			
American Community Survey 2018-2022	Nichols town, Tioga County, New York		
\$1,000 to \$1,499	65		49.6%
\$1,500 to \$1,999	5		3.8%
\$2,000 to \$2,499	0		0.0%
\$2,500 to \$2,999	0		0.0%
\$3,000 or more	0		0.0%
Median (dollars)	1,025		(X)
No rent paid	55		(X)
GROSS RENT AS A PERCENTAGE OF HOUSEHOLD INCOME (GRAPI)			
Occupied units paying rent (excluding units where GRAPI cannot be computed)	131		131
Less than 15.0 percent	16		12.2%
15.0 to 19.9 percent	34		26.0%
20.0 to 24.9 percent	32		24.4%
25.0 to 29.9 percent	12		9.2%
30.0 to 34.9 percent	2		1.5%
35.0 percent or more	35		26.7%
Not computed	55		(X)