

Table: ACSDP5Y2022.DP05


Demographic Characteristics			
American Community Survey 2018-2022	Spencer town, Tioga County, New York		
Label	Estimate	Percent	
SEX AND AGE			
Total population	2,965	2,965	
Male	1,498	50.5%	
Female	1,467	49.5%	
Sex ratio (males per 100 females)	102.1	(X)	
Under 5 years	201	6.8%	
5 to 9 years	204	6.9%	
10 to 14 years	205	6.9%	
15 to 19 years	92	3.1%	
20 to 24 years	191	6.4%	
25 to 34 years	515	17.4%	
35 to 44 years	272	9.2%	
45 to 54 years	412	13.9%	
55 to 59 years	271	9.1%	
60 to 64 years	124	4.2%	
65 to 74 years	261	8.8%	
75 to 84 years	128	4.3%	
85 years and over	89	3.0%	
Median age (years)	36.4	(X)	
Under 18 years	669	22.6%	
16 years and over	2,329	78.5%	
18 years and over	2,296	77.4%	
21 years and over	2,209	74.5%	
62 years and over	539	18.2%	
65 years and over	478	16.1%	
18 years and over	2,296	2,296	
Male	1,186	51.7%	
Female	1,110	48.3%	
Sex ratio (males per 100 females)	106.8	(X)	
65 years and over	478	478	
Male	241	50.4%	
Female	237	49.6%	
Sex ratio (males per 100 females)	101.7	(X)	
RACE			
Total population	2,965	2,965	
One race	2,943	99.3%	
Two or More Races	22	0.7%	

Table: ACSDP5Y2022.DP05

Demographic Characteristics		United States® Census Bureau
American Community Survey 2018-2022	Spencer town, Tioga County, New York	
One race	2,943	99.3%
White	2,874	96.9%
Black or African American	15	0.5%
American Indian and Alaska Native	7	0.2%
Cherokee tribal grouping	0	0.0%
Chippewa tribal grouping	0	0.0%
Navajo tribal grouping	0	0.0%
Sioux tribal grouping	0	0.0%
Asian	47	1.6%
Asian Indian	0	0.0%
Chinese	2	0.1%
Filipino	0	0.0%
Japanese	0	0.0%
Korean	0	0.0%
Vietnamese	0	0.0%
Other Asian	45	1.5%
Native Hawaiian and Other Pacific Islander	0	0.0%
Chamorro	0	0.0%
Native Hawaiian	0	0.0%
Samoan	0	0.0%
Other Native Hawaiian and Other Pacific Islander	0	0.0%
Some Other Race	0	0.0%
Two or More Races	22	0.7%
White and Black or African American	4	0.1%
White and American Indian and Alaska Native	1	0.0%
White and Asian	0	0.0%
White and Some Other Race	13	0.4%
Black or African American and American Indian and Alaska Native	0	0.0%
Black or African American and Some Other Race	0	0.0%
Race alone or in combination with one or more other races		
Total population	2,965	2,965

Table: ACSDP5Y2022.DP05

Demographic Characteristics		United States® Census Bureau
American Community Survey 2018-2022	Spencer town, Tioga County, New York	
White	2,896	97.7%
Black or African American	23	0.8%
American Indian and Alaska Native	12	0.4%
Asian	47	1.6%
Native Hawaiian and Other Pacific Islander	0	0.0%
Some Other Race	13	0.4%
HISPANIC OR LATINO AND RACE		
Total population	2,965	2,965
Hispanic or Latino (of any race)	29	1.0%
Mexican	8	0.3%
Puerto Rican	14	0.5%
Cuban	0	0.0%
Other Hispanic or Latino	7	0.2%
Not Hispanic or Latino	2,936	99.0%
White alone	2,864	96.6%
Black or African American alone	15	0.5%
American Indian and Alaska Native alone	0	0.0%
Asian alone	47	1.6%
Native Hawaiian and Other Pacific Islander alone	0	0.0%
Some Other Race alone	0	0.0%
Two or More Races	10	0.3%
Two races including Some Other Race	5	0.2%
Two races excluding Some Other Race, and three or more races	5	0.2%
Total housing units	1,377	(X)
CITIZEN, VOTING AGE POPULATION		
Citizen, 18 and over population	2,294	2,294
Male	1,186	51.7%
Female	1,108	48.3%

Table: ACSDP5Y2022.DP03


Selected Economic Characteristics			
American Community Survey 2018-2022	Spencer town, Tioga County, New York		
Label	Estimate	Percent	
EMPLOYMENT STATUS			
Population 16 years and over	2,329	2,329	
In labor force	1,630	70.0%	
Civilian labor force	1,630	70.0%	
Employed	1,599	68.7%	
Unemployed	31	1.3%	
Armed Forces	0	0.0%	
Not in labor force	699	30.0%	
Civilian labor force	1,630	1,630	
Unemployment Rate	(X)	1.9%	
Females 16 years and over	1,129	1,129	
In labor force	691	61.2%	
Civilian labor force	691	61.2%	
Employed	672	59.5%	
Own children of the householder under 6 years	231	231	
All parents in family in labor force	149	64.5%	
Own children of the householder 6 to 17 years	398	398	
All parents in family in labor force	380	95.5%	
COMMUTING TO WORK			
Workers 16 years and over	1,599	1,599	
Car, truck, or van -- drove alone	1,387	86.7%	
Car, truck, or van -- carpooled	112	7.0%	
Public transportation (excluding taxicab)	0	0.0%	
Walked	0	0.0%	
Other means	28	1.8%	
Worked from home	72	4.5%	
Mean travel time to work (minutes)	27.4	(X)	
OCCUPATION			
Civilian employed population 16 years and over	1,599	1,599	
Management, business, science, and arts occupations	548	34.3%	
Service occupations	277	17.3%	

Table: ACSDP5Y2022.DP03

Selected Economic Characteristics		United States[®] Census Bureau
American Community Survey 2018-2022	Spencer town, Tioga County, New York	
Sales and office occupations	349	21.8%
Natural resources, construction, and maintenance occupations	235	14.7%
Production, transportation, and material moving occupations	190	11.9%
INDUSTRY		
Civilian employed population 16 years and over	1,599	1,599
Agriculture, forestry, fishing and hunting, and mining	80	5.0%
Construction	118	7.4%
Manufacturing	174	10.9%
Wholesale trade	35	2.2%
Retail trade	168	10.5%
Transportation and warehousing, and utilities	89	5.6%
Information	20	1.3%
Finance and insurance, and real estate and rental and leasing	12	0.8%
Professional, scientific, and management, and administrative and waste management services	207	12.9%
Educational services, and health care and social assistance	437	27.3%
Arts, entertainment, and recreation, and accommodation and food services	133	8.3%
Other services, except public administration	37	2.3%
Public administration	89	5.6%
CLASS OF WORKER		
Civilian employed population 16 years and over	1,599	1,599
Private wage and salary workers	1,201	75.1%

Table: ACSDP5Y2022.DP03

Selected Economic Characteristics		United States® Census Bureau
American Community Survey 2018-2022	Spencer town, Tioga County, New York	
Government workers	344	21.5%
Self-employed in own not incorporated business workers	48	3.0%
Unpaid family workers	6	0.4%
INCOME AND BENEFITS (IN 2022 INFLATION-ADJUSTED DOLLARS)		
Total households	1,184	1,184
Less than \$10,000	51	4.3%
\$10,000 to \$14,999	52	4.4%
\$15,000 to \$24,999	73	6.2%
\$25,000 to \$34,999	110	9.3%
\$35,000 to \$49,999	189	16.0%
\$50,000 to \$74,999	184	15.5%
\$75,000 to \$99,999	212	17.9%
\$100,000 to \$149,999	203	17.1%
\$150,000 to \$199,999	77	6.5%
\$200,000 or more	33	2.8%
Median household income (dollars)	67,632	(X)
Mean household income (dollars)	78,455	(X)
With earnings	919	77.6%
Mean earnings (dollars)	81,630	(X)
With Social Security	378	31.9%
Mean Social Security income (dollars)	23,084	(X)
With retirement income	260	22.0%
Mean retirement income (dollars)	23,899	(X)
With Supplemental Security Income	68	5.7%
Mean Supplemental Security Income (dollars)	8,347	(X)
With cash public assistance income	16	1.4%
Mean cash public assistance income (dollars)	2,475	(X)
With Food Stamp/SNAP benefits in the past 12 months	197	16.6%

Table: ACSDP5Y2022.DP03


Selected Economic Characteristics			
American Community Survey 2018-2022	Spencer town, Tioga County, New York		
Families	822		822
Less than \$10,000	23		2.8%
\$10,000 to \$14,999	10		1.2%
\$15,000 to \$24,999	45		5.5%
\$25,000 to \$34,999	61		7.4%
\$35,000 to \$49,999	140		17.0%
\$50,000 to \$74,999	158		19.2%
\$75,000 to \$99,999	118		14.4%
\$100,000 to \$149,999	179		21.8%
\$150,000 to \$199,999	55		6.7%
\$200,000 or more	33		4.0%
Median family income (dollars)	72,759		(X)
Mean family income (dollars)	87,770		(X)
Per capita income (dollars)	32,367		(X)
Nonfamily households	362		362
Median nonfamily income (dollars)	29,653		(X)
Mean nonfamily income (dollars)	41,967		(X)
Median earnings for workers (dollars)	38,666		(X)
Median earnings for male full-time, year-round workers (dollars)	50,455		(X)
Median earnings for female full-time, year-round workers (dollars)	39,515		(X)
HEALTH INSURANCE COVERAGE			
Civilian noninstitutionalized population	2,955		2,955
With health insurance coverage	2,822		95.5%
With private health insurance	1,912		64.7%
With public coverage	1,239		41.9%
No health insurance coverage	133		4.5%
Civilian noninstitutionalized population under 19 years	675		675

Table: ACSDP5Y2022.DP03

Selected Economic Characteristics		United States [®] Census Bureau
American Community Survey 2018-2022	Spencer town, Tioga County, New York	
No health insurance coverage	8	1.2%
Civilian noninstitutionalized population 19 to 64 years	1,802	1,802
In labor force:	1,511	1,511
Employed:	1,492	1,492
With health insurance coverage	1,385	92.8%
With private health insurance	1,176	78.8%
With public coverage	237	15.9%
No health insurance coverage	107	7.2%
Unemployed:	19	19
With health insurance coverage	19	100.0%
With private health insurance	9	47.4%
With public coverage	13	68.4%
No health insurance coverage	0	0.0%
Not in labor force:	291	291
With health insurance coverage	273	93.8%
With private health insurance	157	54.0%
With public coverage	162	55.7%
No health insurance coverage	18	6.2%
PERCENTAGE OF FAMILIES AND PEOPLE WHOSE INCOME IN THE PAST 12 MONTHS IS BELOW THE POVERTY LEVEL		
All families	(X)	9.7%
With related children of the householder under 18 years	(X)	17.7%
With related children of the householder under 5 years only	(X)	17.4%
Married couple families	(X)	3.0%

Table: ACSDP5Y2022.DP03

Selected Economic Characteristics		United States® Census Bureau
American Community Survey 2018-2022	Spencer town, Tioga County, New York	
With related children of the householder under 18 years	(X)	3.8%
With related children of the householder under 5 years only	(X)	10.4%
Families with female householder, no spouse present	(X)	37.1%
With related children of the householder under 18 years	(X)	45.4%
With related children of the householder under 5 years only	(X)	39.0%
All people	(X)	12.8%
Under 18 years	(X)	16.7%
Related children of the householder under 18 years	(X)	16.7%
Related children of the householder under 5 years	(X)	12.4%
Related children of the householder 5 to 17 years	(X)	18.6%
18 years and over	(X)	11.7%
18 to 64 years	(X)	11.8%
65 years and over	(X)	11.5%
People in families	(X)	10.5%
Unrelated individuals 15 years and over	(X)	21.5%

Table: ACSDP5Y2022.DP04


Selected Housing Characteristics			
American Community Survey 2018-2022	Spencer town, Tioga County, New York		
Label	Estimate	Percent	
HOUSING OCCUPANCY			
Total housing units	1,377	1,377	
Occupied housing units	1,184	86.0%	
Vacant housing units	193	14.0%	
Homeowner vacancy rate	0.5	(X)	
Rental vacancy rate	7.3	(X)	
UNITS IN STRUCTURE			
Total housing units	1,377	1,377	
1-unit, detached	918	66.7%	
1-unit, attached	0	0.0%	
2 units	33	2.4%	
3 or 4 units	20	1.5%	
5 to 9 units	35	2.5%	
10 to 19 units	33	2.4%	
20 or more units	0	0.0%	
Mobile home	338	24.5%	
Boat, RV, van, etc.	0	0.0%	
YEAR STRUCTURE BUILT			
Total housing units	1,377	1,377	
Built 2020 or later	0	0.0%	
Built 2010 to 2019	56	4.1%	
Built 2000 to 2009	141	10.2%	
Built 1990 to 1999	247	17.9%	
Built 1980 to 1989	235	17.1%	
Built 1970 to 1979	210	15.3%	
Built 1960 to 1969	54	3.9%	
Built 1950 to 1959	85	6.2%	
Built 1940 to 1949	20	1.5%	
Built 1939 or earlier	329	23.9%	
ROOMS			
Total housing units	1,377	1,377	
1 room	25	1.8%	
2 rooms	14	1.0%	
3 rooms	48	3.5%	
4 rooms	201	14.6%	
5 rooms	282	20.5%	
6 rooms	143	10.4%	
7 rooms	145	10.5%	
8 rooms	179	13.0%	
9 rooms or more	340	24.7%	

Table: ACSDP5Y2022.DP04


Selected Housing Characteristics			
American Community Survey 2018-2022	Spencer town, Tioga County, New York		
Median rooms	6.3		(X)
BEDROOMS			
Total housing units	1,377		1,377
No bedroom	27		2.0%
1 bedroom	84		6.1%
2 bedrooms	308		22.4%
3 bedrooms	749		54.4%
4 bedrooms	137		9.9%
5 or more bedrooms	72		5.2%
HOUSING TENURE			
Occupied housing units	1,184		1,184
Owner-occupied	955		80.7%
Renter-occupied	229		19.3%
Average household size of owner-occupied unit	2.47		(X)
Average household size of renter-occupied unit	2.53		(X)
YEAR HOUSEHOLDER MOVED INTO UNIT			
Occupied housing units	1,184		1,184
Moved in 2021 or later	2		0.2%
Moved in 2018 to 2020	255		21.5%
Moved in 2010 to 2017	323		27.3%
Moved in 2000 to 2009	201		17.0%
Moved in 1990 to 1999	200		16.9%
Moved in 1989 and earlier	203		17.1%
VEHICLES AVAILABLE			
Occupied housing units	1,184		1,184
No vehicles available	59		5.0%
1 vehicle available	341		28.8%
2 vehicles available	472		39.9%
3 or more vehicles available	312		26.4%
HOUSE HEATING FUEL			
Occupied housing units	1,184		1,184
Utility gas	295		24.9%
Bottled, tank, or LP gas	170		14.4%
Electricity	100		8.4%
Fuel oil, kerosene, etc.	316		26.7%
Coal or coke	57		4.8%
Wood	178		15.0%
Solar energy	8		0.7%

Table: ACSDP5Y2022.DP04


Selected Housing Characteristics			
American Community Survey 2018-2022	Spencer town, Tioga County, New York		
Other fuel	56		4.7%
No fuel used	4		0.3%
SELECTED CHARACTERISTICS			
Occupied housing units	1,184		1,184
Lacking complete plumbing facilities	0		0.0%
Lacking complete kitchen facilities	9		0.8%
No telephone service available	9		0.8%
OCCUPANTS PER ROOM			
Occupied housing units	1,184		1,184
1.00 or less	1,181		99.7%
1.01 to 1.50	0		0.0%
1.51 or more	3		0.3%
VALUE			
Owner-occupied units	955		955
Less than \$50,000	145		15.2%
\$50,000 to \$99,999	123		12.9%
\$100,000 to \$149,999	226		23.7%
\$150,000 to \$199,999	215		22.5%
\$200,000 to \$299,999	152		15.9%
\$300,000 to \$499,999	68		7.1%
\$500,000 to \$999,999	0		0.0%
\$1,000,000 or more	26		2.7%
Median (dollars)	144,900		(X)
MORTGAGE STATUS			
Owner-occupied units	955		955
Housing units with a mortgage	551		57.7%
Housing units without a mortgage	404		42.3%
SELECTED MONTHLY OWNER COSTS (SMOC)			
Housing units with a mortgage	551		551
Less than \$500	0		0.0%
\$500 to \$999	142		25.8%
\$1,000 to \$1,499	121		22.0%
\$1,500 to \$1,999	172		31.2%
\$2,000 to \$2,499	82		14.9%
\$2,500 to \$2,999	18		3.3%

Table: ACSDP5Y2022.DP04

Selected Housing Characteristics		United States [®] Census Bureau
American Community Survey 2018-2022	Spencer town, Tioga County, New York	
\$3,000 or more	16	2.9%
Median (dollars)	1,554	(X)
Housing units without a mortgage	404	404
Less than \$250	35	8.7%
\$250 to \$399	45	11.1%
\$400 to \$599	114	28.2%
\$600 to \$799	83	20.5%
\$800 to \$999	66	16.3%
\$1,000 or more	61	15.1%
Median (dollars)	613	(X)
SELECTED MONTHLY OWNER COSTS AS A PERCENTAGE OF HOUSEHOLD INCOME (SMOCAPI)		
Housing units with a mortgage (excluding units where SMOCAPI cannot be computed)	550	550
Less than 20.0 percent	250	45.5%
20.0 to 24.9 percent	126	22.9%
25.0 to 29.9 percent	32	5.8%
30.0 to 34.9 percent	10	1.8%
35.0 percent or more	132	24.0%
Not computed	1	(X)
Housing unit without a mortgage (excluding units where SMOCAPI cannot be computed)	379	379
Less than 10.0 percent	132	34.8%
10.0 to 14.9 percent	42	11.1%
15.0 to 19.9 percent	74	19.5%
20.0 to 24.9 percent	34	9.0%
25.0 to 29.9 percent	50	13.2%
30.0 to 34.9 percent	21	5.5%
35.0 percent or more	26	6.9%
Not computed	25	(X)
GROSS RENT		
Occupied units paying rent	225	225
Less than \$500	29	12.9%
\$500 to \$999	118	52.4%

Table: ACSDP5Y2022.DP04


Selected Housing Characteristics			
American Community Survey 2018-2022	Spencer town, Tioga County, New York		
\$1,000 to \$1,499	60	26.7%	
\$1,500 to \$1,999	18	8.0%	
\$2,000 to \$2,499	0	0.0%	
\$2,500 to \$2,999	0	0.0%	
\$3,000 or more	0	0.0%	
Median (dollars)	923	(X)	
No rent paid	4	(X)	
GROSS RENT AS A PERCENTAGE OF HOUSEHOLD INCOME (GRAPI)			
Occupied units paying rent (excluding units where GRAPI cannot be computed)	225	225	
Less than 15.0 percent	31	13.8%	
15.0 to 19.9 percent	48	21.3%	
20.0 to 24.9 percent	13	5.8%	
25.0 to 29.9 percent	17	7.6%	
30.0 to 34.9 percent	4	1.8%	
35.0 percent or more	112	49.8%	
Not computed	4	(X)	

Table: ACSDP5Y2022.DP02

Selected Social Characteristics		United States [®] Census Bureau
American Community Survey 2018-2022	Spencer town, Tioga County, New York	
Label	Estimate	Percent
HOUSEHOLDS BY TYPE		
Total households	1,184	1,184
Married-couple household	559	47.2%
With children of the householder under 18 years	179	15.1%
Cohabiting couple household	148	12.5%
With children of the householder under 18 years	107	9.0%
Male householder, no spouse/partner present	240	20.3%
With children of the householder under 18 years	49	4.1%
Householder living alone	163	13.8%
65 years and over	89	7.5%
Female householder, no spouse/partner present	237	20.0%
With children of the householder under 18 years	31	2.6%
Householder living alone	167	14.1%
65 years and over	100	8.4%
Households with one or more people under 18 years	399	33.7%
Households with one or more people 65 years and over	357	30.2%
Average household size	2.48	(X)
Average family size	2.83	(X)
RELATIONSHIP		
Population in households	2,938	2,938
Householder	1,184	40.3%
Spouse	559	19.0%
Unmarried partner	197	6.7%
Child	758	25.8%
Other relatives	188	6.4%
Other nonrelatives	52	1.8%
MARITAL STATUS		
Males 15 years and over	1,200	1,200
Never married	432	36.0%
Now married, except separated	591	49.3%

Table: ACSDP5Y2022.DP02

Selected Social Characteristics		United States [®] Census Bureau
American Community Survey 2018-2022	Spencer town, Tioga County, New York	
Separated	15	1.3%
Widowed	52	4.3%
Divorced	110	9.2%
Females 15 years and over	1,155	1,155
Never married	342	29.6%
Now married, except separated	554	48.0%
Separated	12	1.0%
Widowed	142	12.3%
Divorced	105	9.1%
FERTILITY		
Number of women 15 to 50 years old who had a birth in the past 12 months	27	27
Unmarried women (widowed, divorced, and never married)	5	18.5%
Per 1,000 unmarried women	14	(X)
Per 1,000 women 15 to 50 years old	42	(X)
Per 1,000 women 15 to 19 years old	0	(X)
Per 1,000 women 20 to 34 years old	60	(X)
Per 1,000 women 35 to 50 years old	26	(X)
GRANDPARENTS		
Number of grandparents living with own grandchildren under 18 years	45	45
Grandparents responsible for grandchildren	22	48.9%
Years responsible for grandchildren		
Less than 1 year	1	2.2%
1 or 2 years	0	0.0%
3 or 4 years	0	0.0%
5 or more years	21	46.7%

Table: ACSDP5Y2022.DP02

Selected Social Characteristics		United States® Census Bureau
American Community Survey 2018-2022	Spencer town, Tioga County, New York	
Number of grandparents responsible for own grandchildren under 18 years	22	22
Who are female	21	95.5%
Who are married	0	0.0%
SCHOOL ENROLLMENT		
Population 3 years and over enrolled in school	637	637
Nursery school, preschool	31	4.9%
Kindergarten	37	5.8%
Elementary school (grades 1-8)	354	55.6%
High school (grades 9-12)	87	13.7%
College or graduate school	128	20.1%
EDUCATIONAL ATTAINMENT		
Population 25 years and over	2,072	2,072
Less than 9th grade	51	2.5%
9th to 12th grade, no diploma	126	6.1%
High school graduate (includes equivalency)	805	38.9%
Some college, no degree	424	20.5%
Associate's degree	237	11.4%
Bachelor's degree	278	13.4%
Graduate or professional degree	151	7.3%
High school graduate or higher	1,895	91.5%
Bachelor's degree or higher	429	20.7%
VETERAN STATUS		
Civilian population 18 years and over	2,296	2,296
Civilian veterans	157	6.8%
DISABILITY STATUS OF THE CIVILIAN NONINSTITUTIONALIZED POPULATION		
Total Civilian Noninstitutionalized Population	2,955	2,955
With a disability	354	12.0%
Under 18 years	661	661

Table: ACSDP5Y2022.DP02

Selected Social Characteristics		United States® Census Bureau
American Community Survey 2018-2022	Spencer town, Tioga County, New York	
With a disability	11	1.7%
18 to 64 years	1,816	1,816
With a disability	155	8.5%
65 years and over	478	478
With a disability	188	39.3%
RESIDENCE 1 YEAR AGO		
Population 1 year and over	2,938	2,938
Same house	2,585	88.0%
Different house (in the U.S. or abroad)	353	12.0%
Different house in the U.S.	353	12.0%
Same county	209	7.1%
Different county	144	4.9%
Same state	107	3.6%
Different state	37	1.3%
Abroad	0	0.0%
PLACE OF BIRTH		
Total population	2,965	2,965
Native	2,895	97.6%
Born in United States	2,873	96.9%
State of residence	1,850	62.4%
Different state	1,023	34.5%
Born in Puerto Rico, U.S. Island areas, or born abroad to American parent(s)	22	0.7%
Foreign born	70	2.4%
U.S. CITIZENSHIP STATUS		
Foreign-born population	70	70
Naturalized U.S. citizen	68	97.1%
Not a U.S. citizen	2	2.9%
YEAR OF ENTRY		
Population born outside the United States	92	92
Native	22	22
Entered 2010 or later	0	0.0%
Entered before 2010	22	100.0%
Foreign born	70	70
Entered 2010 or later	0	0.0%
Entered before 2010	70	100.0%
WORLD REGION OF BIRTH OF FOREIGN BORN		

Table: ACSDP5Y2022.DP02

Selected Social Characteristics		United States® Census Bureau
American Community Survey 2018-2022	Spencer town, Tioga County, New York	
Foreign-born population, excluding population born at sea	70	70
Europe	32	45.7%
Asia	18	25.7%
Africa	6	8.6%
Oceania	0	0.0%
Latin America	14	20.0%
Northern America	0	0.0%
LANGUAGE SPOKEN AT HOME		
Population 5 years and over	2,764	2,764
English only	2,707	97.9%
Language other than English	57	2.1%
Speak English less than "very well"	12	0.4%
Spanish	16	0.6%
Speak English less than "very well"	0	0.0%
Other Indo-European languages	21	0.8%
Speak English less than "very well"	4	0.1%
Asian and Pacific Islander languages	18	0.7%
Speak English less than "very well"	6	0.2%
Other languages	2	0.1%
Speak English less than "very well"	2	0.1%
ANCESTRY		
Total population	2,965	2,965
American	232	7.8%
Arab	0	0.0%
Czech	3	0.1%
Danish	3	0.1%
Dutch	134	4.5%
English	462	15.6%
French (except Basque)	47	1.6%
French Canadian	20	0.7%
German	487	16.4%
Greek	0	0.0%

Table: ACSDP5Y2022.DP02

Selected Social Characteristics		United States® Census Bureau
American Community Survey 2018-2022	Spencer town, Tioga County, New York	
Hungarian	26	0.9%
Irish	295	9.9%
Italian	213	7.2%
Lithuanian	0	0.0%
Norwegian	14	0.5%
Polish	70	2.4%
Portuguese	27	0.9%
Russian	48	1.6%
Scotch-Irish	16	0.5%
Scottish	53	1.8%
Slovak	2	0.1%
Subsaharan African	6	0.2%
Swedish	27	0.9%
Swiss	0	0.0%
Ukrainian	13	0.4%
Welsh	12	0.4%
West Indian (excluding Hispanic origin groups)	2	0.1%
COMPUTERS AND INTERNET USE		
Total households	1,184	1,184
With a computer	1,067	90.1%
With a broadband Internet subscription	1,019	86.1%