

Table: ACSDP5Y2022.DP05


Demographic Characteristics			
American Community Survey 2018-2022		Barton town, Tioga County, New York	
Label	Estimate	Percent	
SEX AND AGE			
Total population	8,547	8,547	
Male	4,313	50.5%	
Female	4,234	49.5%	
Sex ratio (males per 100 females)	101.9	(X)	
Under 5 years	451	5.3%	
5 to 9 years	548	6.4%	
10 to 14 years	512	6.0%	
15 to 19 years	491	5.7%	
20 to 24 years	460	5.4%	
25 to 34 years	1,100	12.9%	
35 to 44 years	923	10.8%	
45 to 54 years	1,073	12.6%	
55 to 59 years	490	5.7%	
60 to 64 years	762	8.9%	
65 to 74 years	1,114	13.0%	
75 to 84 years	415	4.9%	
85 years and over	208	2.4%	
Median age (years)	42.0	(X)	
Under 18 years	1,803	21.1%	
16 years and over	6,982	81.7%	
18 years and over	6,744	78.9%	
21 years and over	6,508	76.1%	
62 years and over	2,143	25.1%	
65 years and over	1,737	20.3%	
18 years and over	6,744	6,744	
Male	3,270	48.5%	
Female	3,474	51.5%	
Sex ratio (males per 100 females)	94.1	(X)	
65 years and over	1,737	1,737	
Male	805	46.3%	
Female	932	53.7%	
Sex ratio (males per 100 females)	86.4	(X)	
RACE			
Total population	8,547	8,547	
One race	8,333	97.5%	
Two or More Races	214	2.5%	

Table: ACSDP5Y2022.DP05

Demographic Characteristics		United States® Census Bureau
American Community Survey 2018-2022	Barton town, Tioga County, New York	
One race	8,333	97.5%
White	8,079	94.5%
Black or African American	146	1.7%
American Indian and Alaska Native	6	0.1%
Cherokee tribal grouping	0	0.0%
Chippewa tribal grouping	0	0.0%
Navajo tribal grouping	6	0.1%
Sioux tribal grouping	0	0.0%
Asian	65	0.8%
Asian Indian	0	0.0%
Chinese	34	0.4%
Filipino	21	0.2%
Japanese	0	0.0%
Korean	10	0.1%
Vietnamese	0	0.0%
Other Asian	0	0.0%
Native Hawaiian and Other Pacific Islander	6	0.1%
Chamorro	0	0.0%
Native Hawaiian	6	0.1%
Samoan	0	0.0%
Other Native Hawaiian and Other Pacific Islander	0	0.0%
Some Other Race	31	0.4%
Two or More Races	214	2.5%
White and Black or African American	116	1.4%
White and American Indian and Alaska Native	34	0.4%
White and Asian	6	0.1%
White and Some Other Race	46	0.5%
Black or African American and American Indian and Alaska Native	0	0.0%
Black or African American and Some Other Race	12	0.1%
Race alone or in combination with one or more other races		
Total population	8,547	8,547

Table: ACSDP5Y2022.DP05

Demographic Characteristics		United States® Census Bureau
American Community Survey 2018-2022	Barton town, Tioga County, New York	
White	8,281	96.9%
Black or African American	274	3.2%
American Indian and Alaska Native	40	0.5%
Asian	71	0.8%
Native Hawaiian and Other Pacific Islander	6	0.1%
Some Other Race	89	1.0%
HISPANIC OR LATINO AND RACE		
Total population	8,547	8,547
Hispanic or Latino (of any race)	135	1.6%
Mexican	1	0.0%
Puerto Rican	6	0.1%
Cuban	7	0.1%
Other Hispanic or Latino	121	1.4%
Not Hispanic or Latino	8,412	98.4%
White alone	7,995	93.5%
Black or African American alone	146	1.7%
American Indian and Alaska Native alone	6	0.1%
Asian alone	65	0.8%
Native Hawaiian and Other Pacific Islander alone	0	0.0%
Some Other Race alone	0	0.0%
Two or More Races	200	2.3%
Two races including Some Other Race	44	0.5%
Two races excluding Some Other Race, and three or more races	156	1.8%
Total housing units	3,888	(X)
CITIZEN, VOTING AGE POPULATION		
Citizen, 18 and over population	6,618	6,618
Male	3,254	49.2%
Female	3,364	50.8%

Table: ACSDP5Y2022.DP03


Selected Economic Characteristics			
American Community Survey 2018-2022	Barton town, Tioga County, New York		
Label	Estimate	Percent	
EMPLOYMENT STATUS			
Population 16 years and over	6,982	6,982	
In labor force	4,198	60.1%	
Civilian labor force	4,198	60.1%	
Employed	3,953	56.6%	
Unemployed	245	3.5%	
Armed Forces	0	0.0%	
Not in labor force	2,784	39.9%	
Civilian labor force	4,198	4,198	
Unemployment Rate	(X)	5.8%	
Females 16 years and over	3,549	3,549	
In labor force	2,018	56.9%	
Civilian labor force	2,018	56.9%	
Employed	1,966	55.4%	
Own children of the householder under 6 years	548	548	
All parents in family in labor force	507	92.5%	
Own children of the householder 6 to 17 years	1,042	1,042	
All parents in family in labor force	886	85.0%	
COMMUTING TO WORK			
Workers 16 years and over	3,885	3,885	
Car, truck, or van -- drove alone	3,403	87.6%	
Car, truck, or van -- carpooled	205	5.3%	
Public transportation (excluding taxicab)	0	0.0%	
Walked	125	3.2%	
Other means	73	1.9%	
Worked from home	79	2.0%	
Mean travel time to work (minutes)	18.9	(X)	
OCCUPATION			
Civilian employed population 16 years and over	3,953	3,953	
Management, business, science, and arts occupations	1,113	28.2%	
Service occupations	890	22.5%	

Table: ACSDP5Y2022.DP03

Selected Economic Characteristics		United States [®] Census Bureau
American Community Survey 2018-2022	Barton town, Tioga County, New York	
Sales and office occupations	740	18.7%
Natural resources, construction, and maintenance occupations	384	9.7%
Production, transportation, and material moving occupations	826	20.9%
INDUSTRY		
Civilian employed population 16 years and over	3,953	3,953
Agriculture, forestry, fishing and hunting, and mining	20	0.5%
Construction	212	5.4%
Manufacturing	567	14.3%
Wholesale trade	79	2.0%
Retail trade	485	12.3%
Transportation and warehousing, and utilities	155	3.9%
Information	9	0.2%
Finance and insurance, and real estate and rental and leasing	60	1.5%
Professional, scientific, and management, and administrative and waste management services	369	9.3%
Educational services, and health care and social assistance	1,082	27.4%
Arts, entertainment, and recreation, and accommodation and food services	606	15.3%
Other services, except public administration	178	4.5%
Public administration	131	3.3%
CLASS OF WORKER		
Civilian employed population 16 years and over	3,953	3,953
Private wage and salary workers	3,184	80.5%

Table: ACSDP5Y2022.DP03

Selected Economic Characteristics		United States [®] Census Bureau
American Community Survey 2018-2022	Barton town, Tioga County, New York	
Government workers	503	12.7%
Self-employed in own not incorporated business workers	266	6.7%
Unpaid family workers	0	0.0%
INCOME AND BENEFITS (IN 2022 INFLATION-ADJUSTED DOLLARS)		
Total households	3,597	3,597
Less than \$10,000	167	4.6%
\$10,000 to \$14,999	179	5.0%
\$15,000 to \$24,999	397	11.0%
\$25,000 to \$34,999	271	7.5%
\$35,000 to \$49,999	590	16.4%
\$50,000 to \$74,999	680	18.9%
\$75,000 to \$99,999	431	12.0%
\$100,000 to \$149,999	601	16.7%
\$150,000 to \$199,999	128	3.6%
\$200,000 or more	153	4.3%
Median household income (dollars)	60,277	(X)
Mean household income (dollars)	76,933	(X)
With earnings	2,557	71.1%
Mean earnings (dollars)	81,878	(X)
With Social Security	1,233	34.3%
Mean Social Security income (dollars)	22,059	(X)
With retirement income	1,092	30.4%
Mean retirement income (dollars)	22,539	(X)
With Supplemental Security Income	243	6.8%
Mean Supplemental Security Income (dollars)	10,601	(X)
With cash public assistance income	125	3.5%
Mean cash public assistance income (dollars)	1,994	(X)
With Food Stamp/SNAP benefits in the past 12 months	537	14.9%

Table: ACSDP5Y2022.DP03


Selected Economic Characteristics			
American Community Survey 2018-2022	Barton town, Tioga County, New York		
Families	2,292		2,292
Less than \$10,000	12		0.5%
\$10,000 to \$14,999	22		1.0%
\$15,000 to \$24,999	91		4.0%
\$25,000 to \$34,999	189		8.2%
\$35,000 to \$49,999	418		18.2%
\$50,000 to \$74,999	499		21.8%
\$75,000 to \$99,999	355		15.5%
\$100,000 to \$149,999	457		19.9%
\$150,000 to \$199,999	123		5.4%
\$200,000 or more	126		5.5%
Median family income (dollars)	72,097		(X)
Mean family income (dollars)	89,706		(X)
Per capita income (dollars)	34,204		(X)
Nonfamily households	1,305		1,305
Median nonfamily income (dollars)	28,608		(X)
Mean nonfamily income (dollars)	41,873		(X)
Median earnings for workers (dollars)	36,589		(X)
Median earnings for male full-time, year-round workers (dollars)	56,441		(X)
Median earnings for female full-time, year-round workers (dollars)	37,216		(X)
HEALTH INSURANCE COVERAGE			
Civilian noninstitutionalized population	8,378		8,378
With health insurance coverage	8,132		97.1%
With private health insurance	5,463		65.2%
With public coverage	4,005		47.8%
No health insurance coverage	246		2.9%
Civilian noninstitutionalized population under 19 years	1,904		1,904

Table: ACSDP5Y2022.DP03

Selected Economic Characteristics		United States® Census Bureau
American Community Survey 2018-2022	Barton town, Tioga County, New York	
No health insurance coverage	0	0.0%
Civilian noninstitutionalized population 19 to 64 years	4,875	4,875
In labor force:	3,784	3,784
Employed:	3,555	3,555
With health insurance coverage	3,393	95.4%
With private health insurance	2,806	78.9%
With public coverage	791	22.3%
No health insurance coverage	162	4.6%
Unemployed:	229	229
With health insurance coverage	151	65.9%
With private health insurance	94	41.0%
With public coverage	90	39.3%
No health insurance coverage	78	34.1%
Not in labor force:	1,091	1,091
With health insurance coverage	1,085	99.5%
With private health insurance	484	44.4%
With public coverage	678	62.1%
No health insurance coverage	6	0.5%
PERCENTAGE OF FAMILIES AND PEOPLE WHOSE INCOME IN THE PAST 12 MONTHS IS BELOW THE POVERTY LEVEL		
All families	(X)	3.8%
With related children of the householder under 18 years	(X)	2.7%
With related children of the householder under 5 years only	(X)	0.0%
Married couple families	(X)	3.8%

Table: ACSDP5Y2022.DP03

Selected Economic Characteristics		United States [®] Census Bureau
American Community Survey 2018-2022	Barton town, Tioga County, New York	
With related children of the householder under 18 years	(X)	0.0%
With related children of the householder under 5 years only	(X)	0.0%
Families with female householder, no spouse present	(X)	6.6%
With related children of the householder under 18 years	(X)	12.7%
With related children of the householder under 5 years only	(X)	0.0%
All people	(X)	9.1%
Under 18 years	(X)	3.9%
Related children of the householder under 18 years	(X)	2.8%
Related children of the householder under 5 years	(X)	0.0%
Related children of the householder 5 to 17 years	(X)	3.9%
18 years and over	(X)	10.5%
18 to 64 years	(X)	9.7%
65 years and over	(X)	13.1%
People in families	(X)	3.0%
Unrelated individuals 15 years and over	(X)	30.6%

Table: ACSDP5Y2022.DP04


Selected Housing Characteristics			
American Community Survey 2018-2022	Barton town, Tioga County, New York		
Label	Estimate	Percent	
HOUSING OCCUPANCY			
Total housing units	3,888	3,888	
Occupied housing units	3,597	92.5%	
Vacant housing units	291	7.5%	
Homeowner vacancy rate	1.2	(X)	
Rental vacancy rate	0.0	(X)	
UNITS IN STRUCTURE			
Total housing units	3,888	3,888	
1-unit, detached	2,202	56.6%	
1-unit, attached	90	2.3%	
2 units	468	12.0%	
3 or 4 units	111	2.9%	
5 to 9 units	112	2.9%	
10 to 19 units	58	1.5%	
20 or more units	220	5.7%	
Mobile home	627	16.1%	
Boat, RV, van, etc.	0	0.0%	
YEAR STRUCTURE BUILT			
Total housing units	3,888	3,888	
Built 2020 or later	0	0.0%	
Built 2010 to 2019	252	6.5%	
Built 2000 to 2009	198	5.1%	
Built 1990 to 1999	527	13.6%	
Built 1980 to 1989	424	10.9%	
Built 1970 to 1979	377	9.7%	
Built 1960 to 1969	333	8.6%	
Built 1950 to 1959	294	7.6%	
Built 1940 to 1949	379	9.7%	
Built 1939 or earlier	1,104	28.4%	
ROOMS			
Total housing units	3,888	3,888	
1 room	54	1.4%	
2 rooms	124	3.2%	
3 rooms	403	10.4%	
4 rooms	491	12.6%	
5 rooms	756	19.4%	
6 rooms	571	14.7%	
7 rooms	581	14.9%	
8 rooms	392	10.1%	
9 rooms or more	516	13.3%	

Table: ACSDP5Y2022.DP04

Selected Housing Characteristics		United States [®] Census Bureau
American Community Survey 2018-2022	Barton town, Tioga County, New York	
Median rooms	5.7	(X)
BEDROOMS		
Total housing units	3,888	3,888
No bedroom	69	1.8%
1 bedroom	614	15.8%
2 bedrooms	928	23.9%
3 bedrooms	1,503	38.7%
4 bedrooms	590	15.2%
5 or more bedrooms	184	4.7%
HOUSING TENURE		
Occupied housing units	3,597	3,597
Owner-occupied	2,433	67.6%
Renter-occupied	1,164	32.4%
Average household size of owner-occupied unit	2.47	(X)
Average household size of renter-occupied unit	1.97	(X)
YEAR HOUSEHOLDER MOVED INTO UNIT		
Occupied housing units	3,597	3,597
Moved in 2021 or later	190	5.3%
Moved in 2018 to 2020	640	17.8%
Moved in 2010 to 2017	1,066	29.6%
Moved in 2000 to 2009	724	20.1%
Moved in 1990 to 1999	543	15.1%
Moved in 1989 and earlier	434	12.1%
VEHICLES AVAILABLE		
Occupied housing units	3,597	3,597
No vehicles available	396	11.0%
1 vehicle available	1,164	32.4%
2 vehicles available	1,492	41.5%
3 or more vehicles available	545	15.2%
HOUSE HEATING FUEL		
Occupied housing units	3,597	3,597
Utility gas	1,472	40.9%
Bottled, tank, or LP gas	326	9.1%
Electricity	521	14.5%
Fuel oil, kerosene, etc.	903	25.1%
Coal or coke	74	2.1%
Wood	200	5.6%
Solar energy	0	0.0%

Table: ACSDP5Y2022.DP04


Selected Housing Characteristics			
American Community Survey 2018-2022	Barton town, Tioga County, New York		
Other fuel	90		2.5%
No fuel used	11		0.3%
SELECTED CHARACTERISTICS			
Occupied housing units	3,597		3,597
Lacking complete plumbing facilities	0		0.0%
Lacking complete kitchen facilities	46		1.3%
No telephone service available	11		0.3%
OCCUPANTS PER ROOM			
Occupied housing units	3,597		3,597
1.00 or less	3,597		100.0%
1.01 to 1.50	0		0.0%
1.51 or more	0		0.0%
VALUE			
Owner-occupied units	2,433		2,433
Less than \$50,000	181		7.4%
\$50,000 to \$99,999	594		24.4%
\$100,000 to \$149,999	780		32.1%
\$150,000 to \$199,999	401		16.5%
\$200,000 to \$299,999	300		12.3%
\$300,000 to \$499,999	99		4.1%
\$500,000 to \$999,999	56		2.3%
\$1,000,000 or more	22		0.9%
Median (dollars)	132,300		(X)
MORTGAGE STATUS			
Owner-occupied units	2,433		2,433
Housing units with a mortgage	1,186		48.7%
Housing units without a mortgage	1,247		51.3%
SELECTED MONTHLY OWNER COSTS (SMOC)			
Housing units with a mortgage	1,186		1,186
Less than \$500	12		1.0%
\$500 to \$999	248		20.9%
\$1,000 to \$1,499	531		44.8%
\$1,500 to \$1,999	180		15.2%
\$2,000 to \$2,499	96		8.1%
\$2,500 to \$2,999	44		3.7%

Table: ACSDP5Y2022.DP04

Selected Housing Characteristics		United States® Census Bureau
American Community Survey 2018-2022	Barton town, Tioga County, New York	
\$3,000 or more	75	6.3%
Median (dollars)	1,225	(X)
Housing units without a mortgage	1,247	1,247
Less than \$250	100	8.0%
\$250 to \$399	247	19.8%
\$400 to \$599	445	35.7%
\$600 to \$799	259	20.8%
\$800 to \$999	36	2.9%
\$1,000 or more	160	12.8%
Median (dollars)	487	(X)
SELECTED MONTHLY OWNER COSTS AS A PERCENTAGE OF HOUSEHOLD INCOME (SMOCAPI)		
Housing units with a mortgage (excluding units where SMOCAPI cannot be computed)	1,186	1,186
Less than 20.0 percent	584	49.2%
20.0 to 24.9 percent	134	11.3%
25.0 to 29.9 percent	148	12.5%
30.0 to 34.9 percent	50	4.2%
35.0 percent or more	270	22.8%
Not computed	0	(X)
Housing unit without a mortgage (excluding units where SMOCAPI cannot be computed)	1,241	1,241
Less than 10.0 percent	604	48.7%
10.0 to 14.9 percent	297	23.9%
15.0 to 19.9 percent	99	8.0%
20.0 to 24.9 percent	90	7.3%
25.0 to 29.9 percent	8	0.6%
30.0 to 34.9 percent	19	1.5%
35.0 percent or more	124	10.0%
Not computed	6	(X)
GROSS RENT		
Occupied units paying rent	1,137	1,137
Less than \$500	109	9.6%
\$500 to \$999	572	50.3%

Table: ACSDP5Y2022.DP04


Selected Housing Characteristics			
American Community Survey 2018-2022	Barton town, Tioga County, New York		
\$1,000 to \$1,499	416		36.6%
\$1,500 to \$1,999	19		1.7%
\$2,000 to \$2,499	0		0.0%
\$2,500 to \$2,999	0		0.0%
\$3,000 or more	21		1.8%
Median (dollars)	891		(X)
No rent paid	27		(X)
GROSS RENT AS A PERCENTAGE OF HOUSEHOLD INCOME (GRAPI)			
Occupied units paying rent (excluding units where GRAPI cannot be computed)	1,129		1,129
Less than 15.0 percent	102		9.0%
15.0 to 19.9 percent	132		11.7%
20.0 to 24.9 percent	174		15.4%
25.0 to 29.9 percent	102		9.0%
30.0 to 34.9 percent	90		8.0%
35.0 percent or more	529		46.9%
Not computed	35		(X)

Table: ACSDP5Y2022.DP02

Selected Social Characteristics		United States [®] Census Bureau
American Community Survey 2018-2022	Barton town, Tioga County, New York	
Label	Estimate	Percent
HOUSEHOLDS BY TYPE		
Total households	3,597	3,597
Married-couple household	1,626	45.2%
With children of the householder under 18 years	444	12.3%
Cohabiting couple household	336	9.3%
With children of the householder under 18 years	180	5.0%
Male householder, no spouse/partner present	736	20.5%
With children of the householder under 18 years	81	2.3%
Householder living alone	590	16.4%
65 years and over	185	5.1%
Female householder, no spouse/partner present	899	25.0%
With children of the householder under 18 years	136	3.8%
Householder living alone	517	14.4%
65 years and over	256	7.1%
Households with one or more people under 18 years	990	27.5%
Households with one or more people 65 years and over	1,144	31.8%
Average household size	2.31	(X)
Average family size	2.82	(X)
RELATIONSHIP		
Population in households	8,311	8,311
Householder	3,597	43.3%
Spouse	1,727	20.8%
Unmarried partner	369	4.4%
Child	2,164	26.0%
Other relatives	280	3.4%
Other nonrelatives	174	2.1%
MARITAL STATUS		
Males 15 years and over	3,479	3,479
Never married	1,121	32.2%
Now married, except separated	1,796	51.6%

Table: ACSDP5Y2022.DP02

Selected Social Characteristics		United States® Census Bureau
American Community Survey 2018-2022	Barton town, Tioga County, New York	
Separated	81	2.3%
Widowed	62	1.8%
Divorced	419	12.0%
Females 15 years and over	3,557	3,557
Never married	830	23.3%
Now married, except separated	1,718	48.3%
Separated	85	2.4%
Widowed	444	12.5%
Divorced	480	13.5%
FERTILITY		
Number of women 15 to 50 years old who had a birth in the past 12 months	107	107
Unmarried women (widowed, divorced, and never married)	0	0.0%
Per 1,000 unmarried women	0	(X)
Per 1,000 women 15 to 50 years old	60	(X)
Per 1,000 women 15 to 19 years old	0	(X)
Per 1,000 women 20 to 34 years old	116	(X)
Per 1,000 women 35 to 50 years old	11	(X)
GRANDPARENTS		
Number of grandparents living with own grandchildren under 18 years	123	123
Grandparents responsible for grandchildren	19	15.4%
Years responsible for grandchildren		
Less than 1 year	0	0.0%
1 or 2 years	12	9.8%
3 or 4 years	0	0.0%
5 or more years	7	5.7%

Table: ACSDP5Y2022.DP02

Selected Social Characteristics		United States [®] Census Bureau
American Community Survey 2018-2022	Barton town, Tioga County, New York	
Number of grandparents responsible for own grandchildren under 18 years	19	19
Who are female	19	100.0%
Who are married	19	100.0%
SCHOOL ENROLLMENT		
Population 3 years and over enrolled in school	1,789	1,789
Nursery school, preschool	93	5.2%
Kindergarten	112	6.3%
Elementary school (grades 1-8)	855	47.8%
High school (grades 9-12)	323	18.1%
College or graduate school	406	22.7%
EDUCATIONAL ATTAINMENT		
Population 25 years and over	6,085	6,085
Less than 9th grade	155	2.5%
9th to 12th grade, no diploma	353	5.8%
High school graduate (includes equivalency)	2,893	47.5%
Some college, no degree	1,017	16.7%
Associate's degree	736	12.1%
Bachelor's degree	557	9.2%
Graduate or professional degree	374	6.1%
High school graduate or higher	5,577	91.7%
Bachelor's degree or higher	931	15.3%
VETERAN STATUS		
Civilian population 18 years and over	6,744	6,744
Civilian veterans	566	8.4%
DISABILITY STATUS OF THE CIVILIAN NONINSTITUTIONALIZED POPULATION		
Total Civilian Noninstitutionalized Population	8,378	8,378
With a disability	1,294	15.4%
Under 18 years	1,803	1,803

Table: ACSDP5Y2022.DP02

Selected Social Characteristics		United States® Census Bureau
American Community Survey 2018-2022	Barton town, Tioga County, New York	
With a disability	73	4.0%
18 to 64 years	4,976	4,976
With a disability	742	14.9%
65 years and over	1,599	1,599
With a disability	479	30.0%
RESIDENCE 1 YEAR AGO		
Population 1 year and over	8,459	8,459
Same house	7,403	87.5%
Different house (in the U.S. or abroad)	1,056	12.5%
Different house in the U.S.	1,056	12.5%
Same county	565	6.7%
Different county	491	5.8%
Same state	276	3.3%
Different state	215	2.5%
Abroad	0	0.0%
PLACE OF BIRTH		
Total population	8,547	8,547
Native	8,348	97.7%
Born in United States	8,287	97.0%
State of residence	3,268	38.2%
Different state	5,019	58.7%
Born in Puerto Rico, U.S. Island areas, or born abroad to American parent(s)	61	0.7%
Foreign born	199	2.3%
U.S. CITIZENSHIP STATUS		
Foreign-born population	199	199
Naturalized U.S. citizen	73	36.7%
Not a U.S. citizen	126	63.3%
YEAR OF ENTRY		
Population born outside the United States	260	260
Native	61	61
Entered 2010 or later	10	16.4%
Entered before 2010	51	83.6%
Foreign born	199	199
Entered 2010 or later	11	5.5%
Entered before 2010	188	94.5%
WORLD REGION OF BIRTH OF FOREIGN BORN		

Table: ACSDP5Y2022.DP02

Selected Social Characteristics		United States [®] Census Bureau
American Community Survey 2018-2022	Barton town, Tioga County, New York	
Foreign-born population, excluding population born at sea	199	199
Europe	105	52.8%
Asia	71	35.7%
Africa	0	0.0%
Oceania	0	0.0%
Latin America	19	9.5%
Northern America	4	2.0%
LANGUAGE SPOKEN AT HOME		
Population 5 years and over	8,096	8,096
English only	7,952	98.2%
Language other than English	144	1.8%
Speak English less than "very well"	89	1.1%
Spanish	9	0.1%
Speak English less than "very well"	7	0.1%
Other Indo-European languages	56	0.7%
Speak English less than "very well"	56	0.7%
Asian and Pacific Islander languages	67	0.8%
Speak English less than "very well"	20	0.2%
Other languages	12	0.1%
Speak English less than "very well"	6	0.1%
ANCESTRY		
Total population	8,547	8,547
American	722	8.4%
Arab	14	0.2%
Czech	17	0.2%
Danish	11	0.1%
Dutch	291	3.4%
English	1,021	11.9%
French (except Basque)	120	1.4%
French Canadian	55	0.6%
German	1,291	15.1%
Greek	10	0.1%

Table: ACSDP5Y2022.DP02

Selected Social Characteristics		United States® Census Bureau
American Community Survey 2018-2022	Barton town, Tioga County, New York	
Hungarian	19	0.2%
Irish	1,098	12.8%
Italian	851	10.0%
Lithuanian	11	0.1%
Norwegian	7	0.1%
Polish	241	2.8%
Portuguese	17	0.2%
Russian	68	0.8%
Scotch-Irish	77	0.9%
Scottish	96	1.1%
Slovak	62	0.7%
Subsaharan African	0	0.0%
Swedish	20	0.2%
Swiss	4	0.0%
Ukrainian	118	1.4%
Welsh	105	1.2%
West Indian (excluding Hispanic origin groups)	11	0.1%
COMPUTERS AND INTERNET USE		
Total households	3,597	3,597
With a computer	3,241	90.1%
With a broadband Internet subscription	3,109	86.4%